

CS-1 DRILLING DRIVE



SINGLE SPEED DRIVE UNIT | PN 623010



EXCAVATOR SIZE	MAX HOLE DEPTH	8'
2T - 3T	MAX HOLE DIA.	24"
CONNECTIONS	WEIGHT	LBS 130
HEX 2"		

No Case Drain Required



Pengo's latest addition to the Revolution Series Drilling drives are the CS Models. These models compact and light weight and are designed to work with our General Purpose 2" Hex Aggressor®, TriMax® and Severe Rock Ripper® augers. Combining this drive with the CS-1 Mount and your Pengo auger gives you a complete auger package.

HYDRAULIC MOTOR INFORMATION	
Displacement	12.1 cu/in (198cc)
Motor Type	Single Speed Bi-Directional
Motor Output Shaft	1 1/4" Spline 14T
Motor Mount	SAE - A 2 Bolt
Motor Ports	7/8-14 UNF-2B O-Ring
Cross Over Pressure Relief	NA
PLANETARY GEARBOX INFORMATION	
Gearbox Type	Planetary Single Stage
Reduction Ratio	3.69:1
Output Shaft	2" Hex
Internal Oil Capacity	25 oz.
GENERAL INFORMATION	
Min/Max Flow (gpm)	5/15
Max Pressure (psi)	3000
Max Dia. Auger Bit	24"

CS-1 DRILLING DRIVE

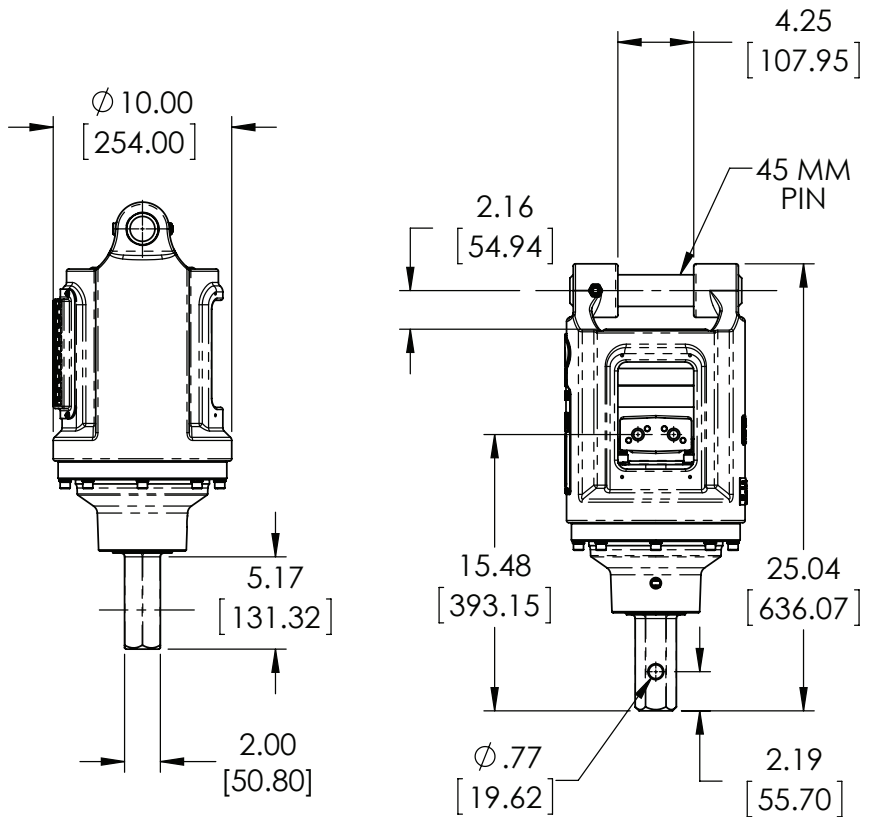
REFERENCE SPEED CHART

Flow GPM	Theoretical
5	26
10	52
15	78

REFERENCE TORQUE CHART

Pressure (psi)	THEORETICAL Torque (ft/lb)
1200	709
1400	828
1600	946
1800	1064
2000	1183
2200	1301
2400	1419
2600	1538
2800	1656
3000	1774
3200	1893
3400	2011
3600	2129

Speed and torque specifications are based on theoretical values and are provided for comparative purposes only.



45MM Link Arm

LBS | 7

PN | 623064



45MM Pin

LBS | 1

PN | 620024



MOUNT for CS-1

This CS-1 Drive and Mount are sold as a unit. Couple your Aggressor®, TriMax® or Severe Rock Ripper® with this unit for a complete General Purpose drive package.

CS-1 Drive and Mount

LBS | 300

PN | 623066



Pengo lists output speeds at both theoretical and actual. Actual torque numbers are NOT listed at 100% efficiency. Maximum efficiencies have been applied to the torque and speed charts according to the manufacturer's recommendations. Speed and torque output are dependent on the overall system efficiencies associated with the prime movers hydraulic system. When the purchaser is determining criteria for specific applications please contact Pengo. Pengo has made every attempt to present accurate and suitable information published in this document. This document should be used for information and comparative purposes only. When application-specific information is required, please contact Pengo.

CS-2 DRILLING DRIVE



SINGLE SPEED DRIVE UNIT | PN 623011



EXCAVATOR SIZE	MAX HOLE DEPTH	8'
2T - 3T	MAX HOLE DIA.	30"
CONNECTIONS	WEIGHT	LBS 130
HEX 2"		

No Case Drain Required



Pengo's latest addition to the Revolution Series Drilling drives are the CS Models. These models compact and light weight and are designed to work with our General Purpose 2" Hex Aggressor®, TriMax® and Severe Rock Ripper® augers. Combining this drive with the CS-2 Mount and your Pengo auger gives you a complete auger package.

HYDRAULIC MOTOR INFORMATION	
Displacement	15.4 cu/in (252cc)
Motor Type	Single Speed Bi-Directional
Motor Output Shaft	1 1/4" Spline 14T
Motor Mount	SAE - A 2 Bolt
Motor Ports	7/8-14 UNF-2B O-Ring
Cross Over Pressure Relief	NA
PLANETARY GEARBOX INFORMATION	
Gearbox Type	Planetary Single Stage
Reduction Ratio	3.69:1
Output Shaft	2" Hex
Internal Oil Capacity	25 oz.
GENERAL INFORMATION	
Min/Max Flow (gpm)	5/25
Max Pressure (psi)	3000
Max Dia. Auger Bit	30"

CS-2 DRILLING DRIVE

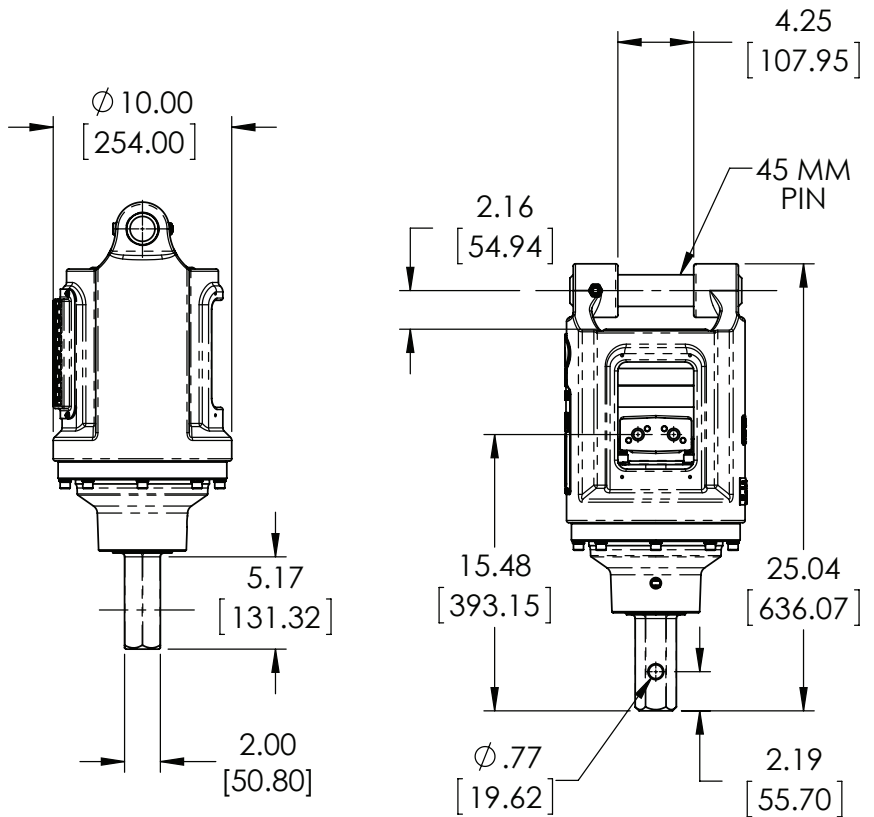
REFERENCE SPEED CHART

Flow GPM	RPM
10	41
15	61
20	81
25	102

REFERENCE TORQUE CHART

Pressure (psi)	THEORETICAL Torque (ft/lb)
1200	903
1400	1054
1600	1204
1800	1355
2000	1505
2200	1656
2400	1807
2600	1957
2800	2108
3000	2258
3200	2409
3400	2559
3600	2710

Speed and torque specifications are based on theoretical values and are provided for comparative purposes only.



45MM Link Arm

LBS | 7

PN | 623064



45MM Pin

LBS | 1

PN | 620024



MOUNT for CS-2

This CS-1 Drive and Mount are sold as a unit. Couple your Aggressor®, TriMax® or Severe Rock Ripper® with this unit for a complete General Purpose drive package.

CS-2 Drive and Mount

LBS | 300

PN | 623067



Pengo lists output speeds at both theoretical and actual. Actual torque numbers are NOT listed at 100% efficiency. Maximum efficiencies have been applied to the torque and speed charts according to the manufacturer's recommendations. Speed and torque output are dependent on the overall system efficiencies associated with the prime movers hydraulic system. When the purchaser is determining criteria for specific applications please contact Pengo. Pengo has made every attempt to present accurate and suitable information published in this document. This document should be used for information and comparative purposes only. When application-specific information is required, please contact Pengo.

CS-3 DRILLING DRIVE



SINGLE SPEED DRIVE UNIT | PN 623012



EXCAVATOR SIZE	MAX HOLE DEPTH	8'
2T - 3T	MAX HOLE DIA.	36"
CONNECTIONS	WEIGHT	LBS 130
HEX 2"		

No Case Drain Required



Pengo's latest addition to the Revolution Series Drilling drives are the CS Models. These models compact and light weight and are designed to work with our General Purpose 2" Hex Aggressor®, TriMax® and Severe Rock Ripper® augers. Combining this drive with the CS-3 Mount and your Pengo auger gives you a complete auger package.

HYDRAULIC MOTOR INFORMATION	
Displacement	18.3 cu/in (300cc)
Motor Type	Single Speed Bi-Directional
Motor Output Shaft	1 1/4" Spline 14T
Motor Mount	SAE - A 2 Bolt
Motor Ports	7/8-14 UNF-2B O-Ring
Cross Over Pressure Relief	NA
PLANETARY GEARBOX INFORMATION	
Gearbox Type	Planetary Single Stage
Reduction Ratio	3.69:1
Output Shaft	2" Hex
Internal Oil Capacity	25 oz.
GENERAL INFORMATION	
Min/Max Flow (gpm)	5/30
Max Pressure (psi)	3000
Max Dia. Auger Bit	36"

CS-3 DRILLING DRIVE

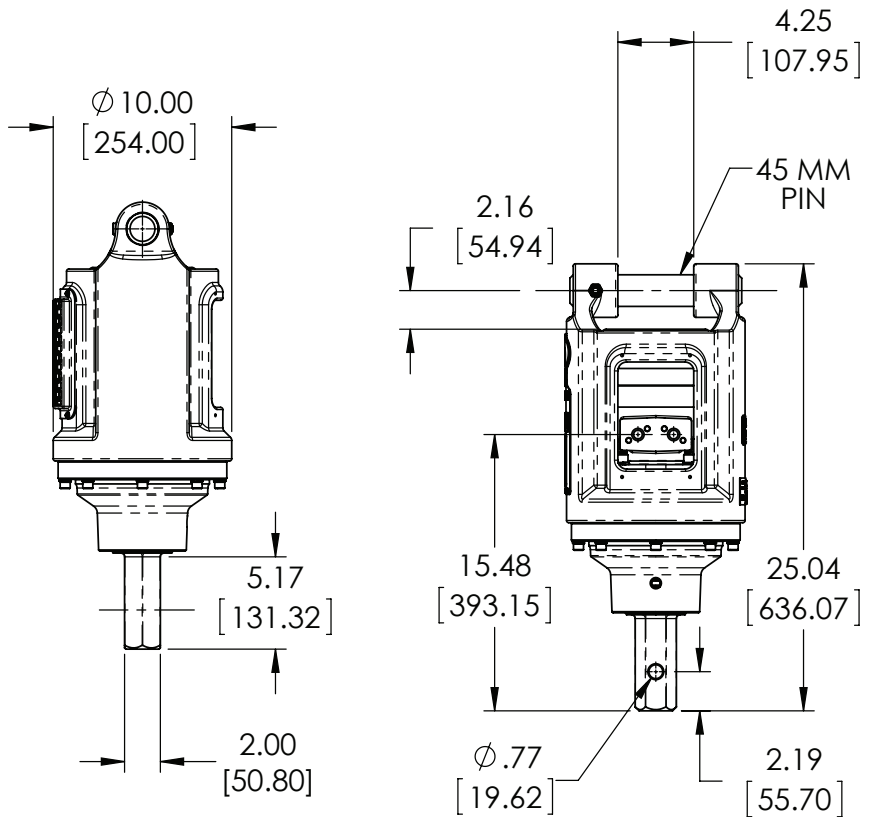
REFERENCE SPEED CHART

Flow GPM	RPM
15	51
20	68
25	85
30	103

REFERENCE TORQUE CHART

Pressure (psi)	THEORETICAL Torque (ft/lb)
1200	1075
1400	1254
1600	1434
1800	1613
2000	1792
2200	1971
2400	2151
2600	2330
2800	2509
3000	2689
3200	2868
3400	3047
3600	3226

Speed and torque specifications are based on theoretical values and are provided for comparative purposes only.



45MM Link Arm

LBS | 7

PN | 623064



45MM Pin

LBS | 1

PN | 620024



MOUNT for CS-3

This CS-3 Drive and Mount are sold as a unit. Couple your Aggressor®, TriMax® or Severe Rock Ripper® with this unit for a complete General Purpose drive package.

CS-3 Drive and Mount

LBS | 300

PN | 623068



Pengo lists output speeds at both theoretical and actual. Actual torque numbers are NOT listed at 100% efficiency. Maximum efficiencies have been applied to the torque and speed charts according to the manufacturer's recommendations. Speed and torque output are dependent on the overall system efficiencies associated with the prime movers hydraulic system. When the purchaser is determining criteria for specific applications please contact Pengo. Pengo has made every attempt to present accurate and suitable information published in this document. This document should be used for information and comparative purposes only. When application-specific information is required, please contact Pengo.

CS-4 DRILLING DRIVE



SINGLE SPEED DRIVE UNIT | PN 623018



EXCAVATOR SIZE	MAX HOLE DEPTH	8'
2T - 3T	MAX HOLE DIA.	36"
CONNECTIONS	WEIGHT	LBS 130
HEX 2"		

No Case Drain Required



Pengo's latest addition to the Revolution Series Drilling drives are the CS Models. These models compact and light weight and are designed to work with our General Purpose 2" Hex Aggressor®, TriMax® and Severe Rock Ripper® augers. Combining this drive with the CS-4 Mount and your Pengo auger gives you a complete auger package.

HYDRAULIC MOTOR INFORMATION	
Displacement	21.2 cu/in (347cc)
Motor Type	Single Speed Bi-Directional
Motor Output Shaft	1 1/4" Spline 14T
Motor Mount	SAE - A 2 Bolt
Motor Ports	7/8-14 UNF-2B O-Ring
Cross Over Pressure Relief	NA
PLANETARY GEARBOX INFORMATION	
Gearbox Type	Planetary Single Stage
Reduction Ratio	3.69:1
Output Shaft	2" Hex
Internal Oil Capacity	25 oz.
GENERAL INFORMATION	
Min/Max Flow (gpm)	5/35
Max Pressure (psi)	3000
Max Dia. Auger Bit	36"

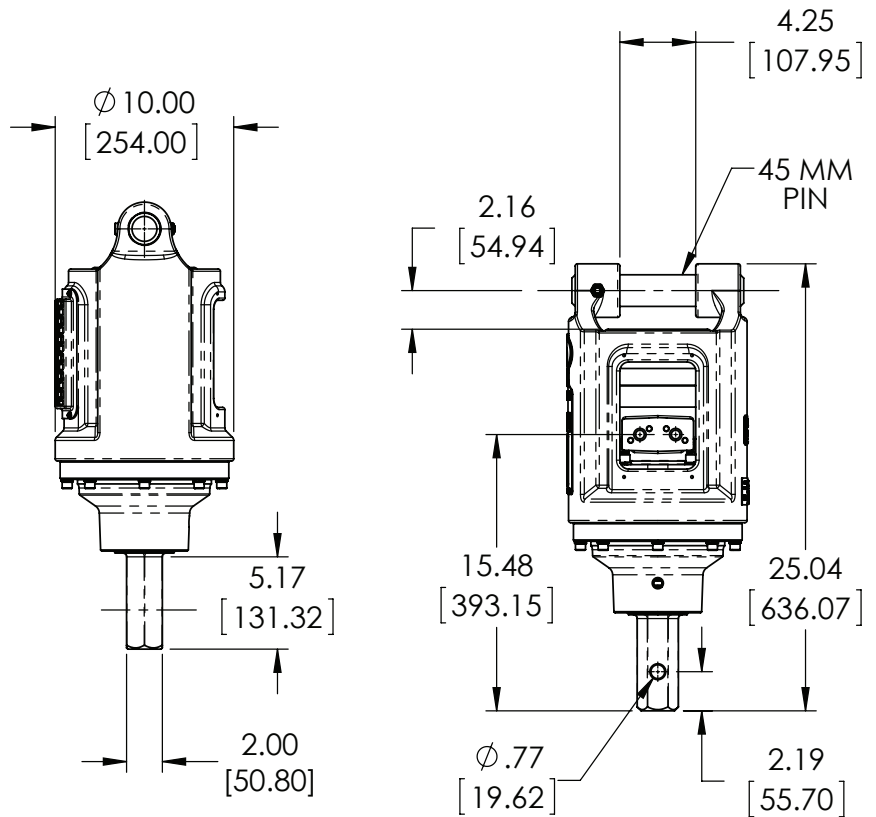
CS-4 DRILLING DRIVE

REFERENCE SPEED CHART

Flow GPM	RPM
20	59
25	74
30	89
35	103

REFERENCE TORQUE CHART

Pressure (psi)	THEORETICAL Torque (ft/lb)
1200	1244
1400	1451
1600	1658
1800	1866
2000	2073
2200	2280
2400	2488
2600	2695
2800	2902
3000	3110
3200	3317
3400	3525
3600	3732



Speed and torque specifications are based on theoretical values and are provided for comparative purposes only.

45MM Link Arm

LBS | 7

PN | 623064



45MM Pin

LBS | 1

PN | 620024



MOUNT for CS-4

This CS-4 Drive and Mount are sold as a unit. Couple your Aggressor®, TriMax® or Severe Rock Ripper® with this unit for a complete General Purpose drive package.

CS-4 Drive and Mount

LBS | 300

PN | 623069



Pengo lists output speeds at both theoretical and actual. Actual torque numbers are NOT listed at 100% efficiency. Maximum efficiencies have been applied to the torque and speed charts according to the manufacturer's recommendations. Speed and torque output are dependent on the overall system efficiencies associated with the prime movers hydraulic system. When the purchaser is determining criteria for specific applications please contact Pengo. Pengo has made every attempt to present accurate and suitable information published in this document. This document should be used for information and comparative purposes only. When application-specific information is required, please contact Pengo.